

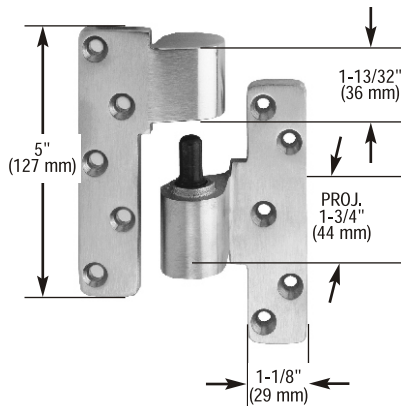


PIVOTS

3/4" OFFSET - INTERMEDIATE

- Matching contemporary design
- 5/8" (16 mm) vertical adjustment

- Full race ball-bearing and oilite bronze bushing
- Fully retractable pin for easy installation



No. J-190

APPLICATION: Aluminum or Metal Doors and Frames

CAPACITY:

190 Aluminum - Max. Wt. = 150 Lbs (68 Kg)
190HD Brass/Bronze - Max. Wt. = 1,000 Lbs (454 Kg)

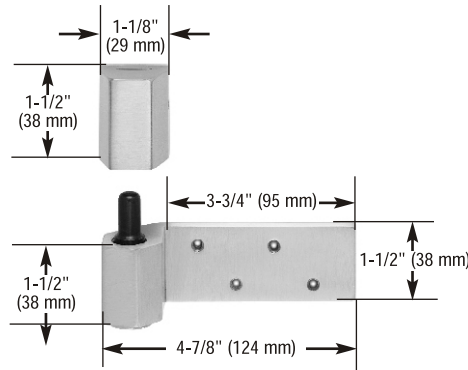
FEATURES: Full Mortise - Handed

MATERIAL: 190 = Aluminum

190HD = Brass or Bronze or Stainless Steel

FINISH: 190 = DBZ 313 190HD = US3 / 605
US28 / 628 US10B / 613

US32 / 629
US32D / 630



No. J-14

APPLICATION: Aluminum Doors and Frames

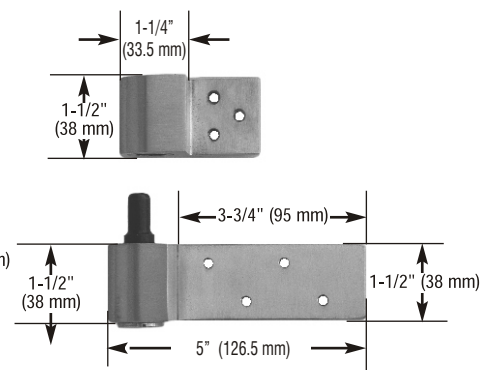
CAPACITY: Maximum Weight = 125 Lbs (57 Kg)

FEATURES: Reversible - Non-Handed
Jamb Slot-in

MATERIAL: Extruded Aluminum

FINISH: DBZ 313
US28 / 628

Short leg available



No. J-69

APPLICATION: Aluminum Doors and Frames

CAPACITY: Maximum Weight = 250 Lbs. (114 kg)

FEATURES: Reversible
Jamb Slot-in

MATERIAL: Extruded Aluminum

FINISH: DBZ 313
US28 / 628

Short leg available

COMBINATION SET

No. J-29

- Combination J-14 intermediate and floor pivot set
- For use with offset overhead concealed closer application

APPLICATION: Aluminum Doors and Frames

CAPACITY: Maximum Weight = 125 Lbs (57 Kg)

FEATURES: Reversible - Non-Handed

MATERIAL: Extruded and Cast Aluminum

FINISH: DBZ 313
US28 / 628

