



Meets ADA requirements
Specially designed for
Barrier Free Application
Conforms with ANSI A156.2
Series 4000, Grade-2.
Exceeds 400,000 cycles

Coil compression
springs provide great
strength and durability

Plastic filler for use on
1 1/8" door preparation

UL LISTED 3 HOUR
RATED 1/2" Throw
dead latch completely
reversible for flat &
beveled doors

Individual spring on each
side to prevent lever sag,
maintain reliability and
reduce maintenance

Push in and turn
button function

Optional tactile warning
meets handicap and fire code

Cylindrical Body

Concealed screw
mounting

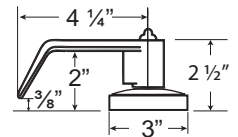


3 HOUR FIRE RATED
UL10C, UBC 7-2-1997



Full length lever
handle with 3/8" return

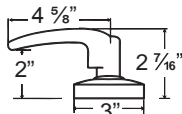
Solid brass 6 pin "C" keyway
cylinder. Available with
Interchangeable Core



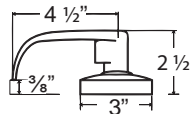
SG DESIGN



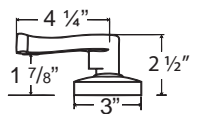
**MANHATTAN
MAN DESIGN**



**DOVER
DOV DESIGN**



**ASTOR
AST DESIGN**



SPECIFICATIONS

APPLICATIONS

For offices, schools, hospitals, apartments, hotel/motel, residential, commercial and public buildings.

DOOR RANGES

1 3/8" to 1 3/4" thickness.

BACKSET

2 3/4" Standard, 2 3/8", 3 3/4" and 5" optional.

LATCH FACEPLATE

2 1/4" x 1", square corner packed with 1/8" plastic filler for 1 1/8" width.

LATCHBOLT

1/2" Throw solid brass, reversible for RH or LH applications. UL Listed.

STRIKES

ASA strike standard, "T" and full lip strike available on request.

KEYING 6-pin "C" keyway cylinder, 2 keys per lock. Keying as per individual job requirement.

EXPOSED TRIM

Wrought brass, bronze or stainless steel, levers are Zinc casting, plated to match trim finish.

CYLINDER & KEYWAYS

6 pin solid brass "C" keyway standard. Schlage E, Schlage C-K, Russwin D1-2-3-4, Corbin 59/60, Corbin-Russwin L4, Sargent LA-LB-LC, Falcon/Weiser E, Arrow A, Yale 8, Yale GA and Kwikset. Can also accept Medeco, Assa, Kaba and Cal-Royal (HSK) High Security Cylinders.

ANSI STANDARDS

Meets or exceeds BHMA/ANSI A 156.2 Series 4000, grade 2 (FF-H 106C), 400,000 cycles.

INTERCHANGEABLE CORE

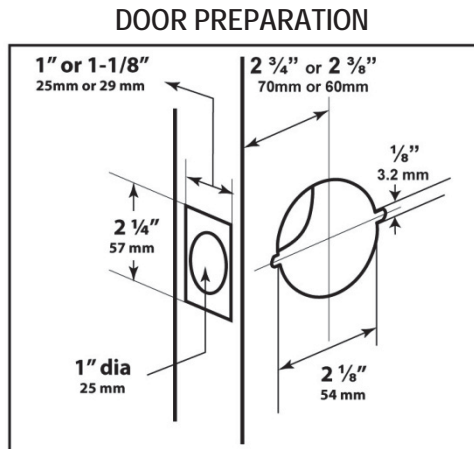
Interchangeable Core locks will accept compatible 6 or 7 pin cores with BEST, FALCON and ARROW. Prefix "IC" before part number. Available combined or uncombined. Temporary construction cores available. Factory keying with control key and masterkey available.

TACTILE & LEAD LINING available upon request.

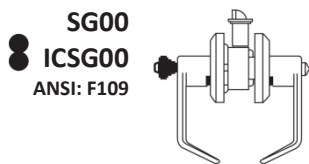
CHALLENGER SERIES FINISHES AND FUNCTIONS



FINISHES AVAILABLE		
BHMA SYMBOL	US CODE	DESCRIPTION
605	US3	Polished Brass
606	US4	Satin Brass
609	US5	Antique Brass
612	US10	Satin Bronze
613	US10B	Oil Rubbed Bronze
619	US15	Satin Nickel
625	US26	Polished Chrome
626	US26D	Satin Chrome

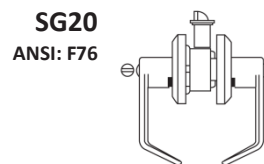


Refer to price list for stock finishes and functions



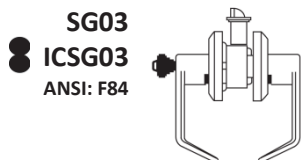
ENTRANCE/OFFICE LOCK

Turn/Push button locking. Pushing and turning button locks outside lever requiring use of key until button is manually unlocked. Pushing button locks outside lever until unlocked with key or inside lever is turned.



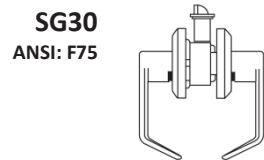
PRIVACY LOCK

Latch bolt operated by lever from either side. Outside lever is locked by push button inside and unlocked by emergency release outside. Turning inside lever or closing door releases push button.



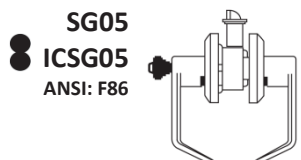
CLASSROOM LOCK

Deadlocking latch bolt operated by lever from either side except when outside lever is locked from outside by key. When outside lever is locked, latch bolt is operated by turning inside lever.



PASSAGE SET

Latch bolt operated by lever from either side at all times.



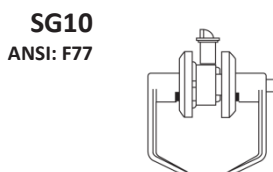
STOREROOM LOCK

Deadlocking latch bolt operated by key in outside lever or by rotating inside lever. Outside lever is always fixed.



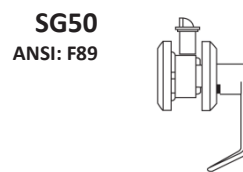
DUMMY LEVER

Single dummy trim for one side of door. Pull only.



PATIO

Deadlocking latch bolt operated by lever from either side. Outside lever is locked by push button inside and unlocked by rotating inside lever or closing door.



EXIT LOCK

Blank plate outside. Inside lever always unlocked.

HOW TO ORDER:

For "MAN", "AST" or "DOV" designs, replace design name.

Example: SG00 entrance in "AST" is AST00.

(IC) Indicates function available with BEST, FALCON & ARROW Interchangeable Core.

OTHER FUNCTIONS NOT LISTED AVAILABLE UPON REQUEST