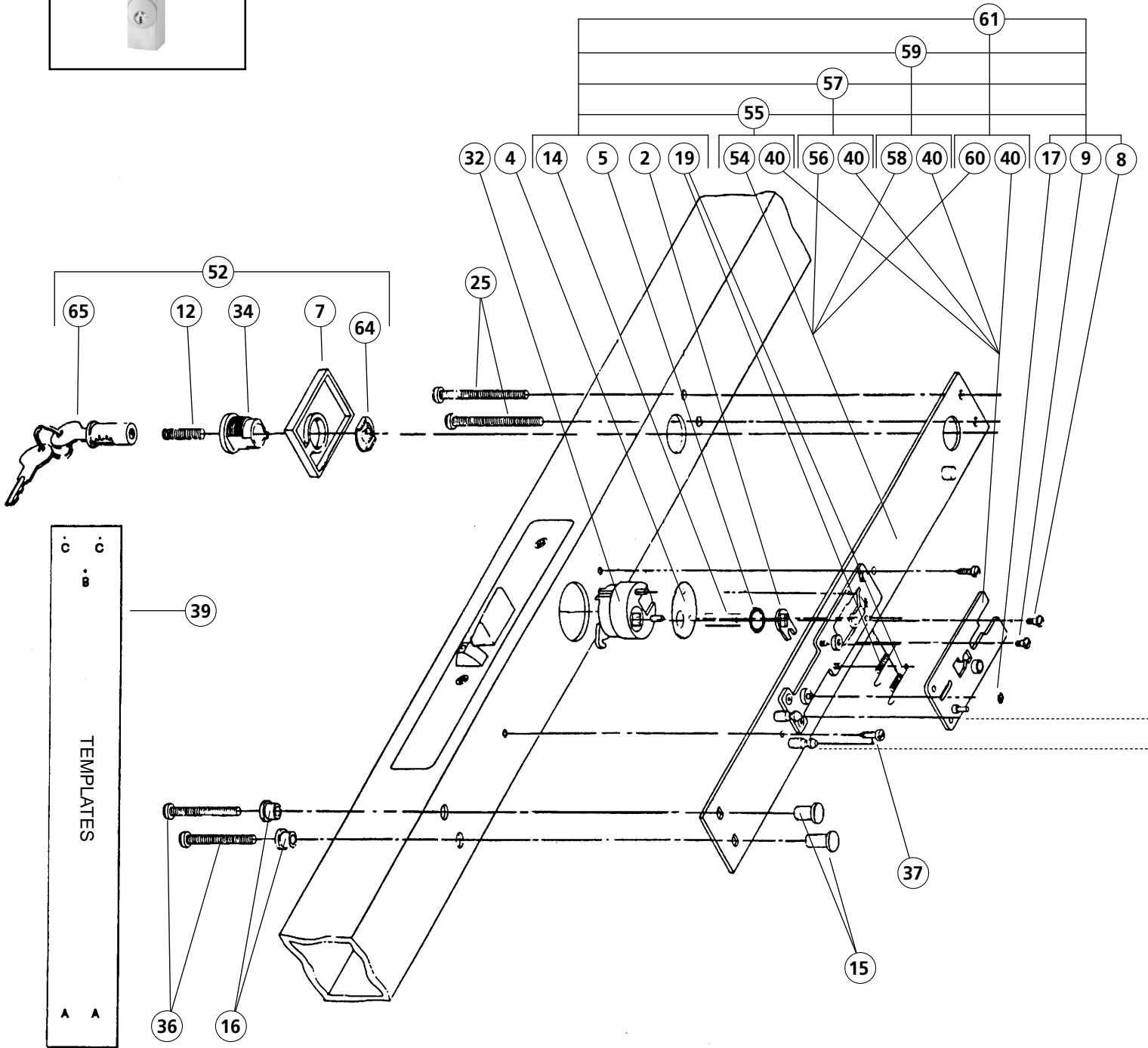


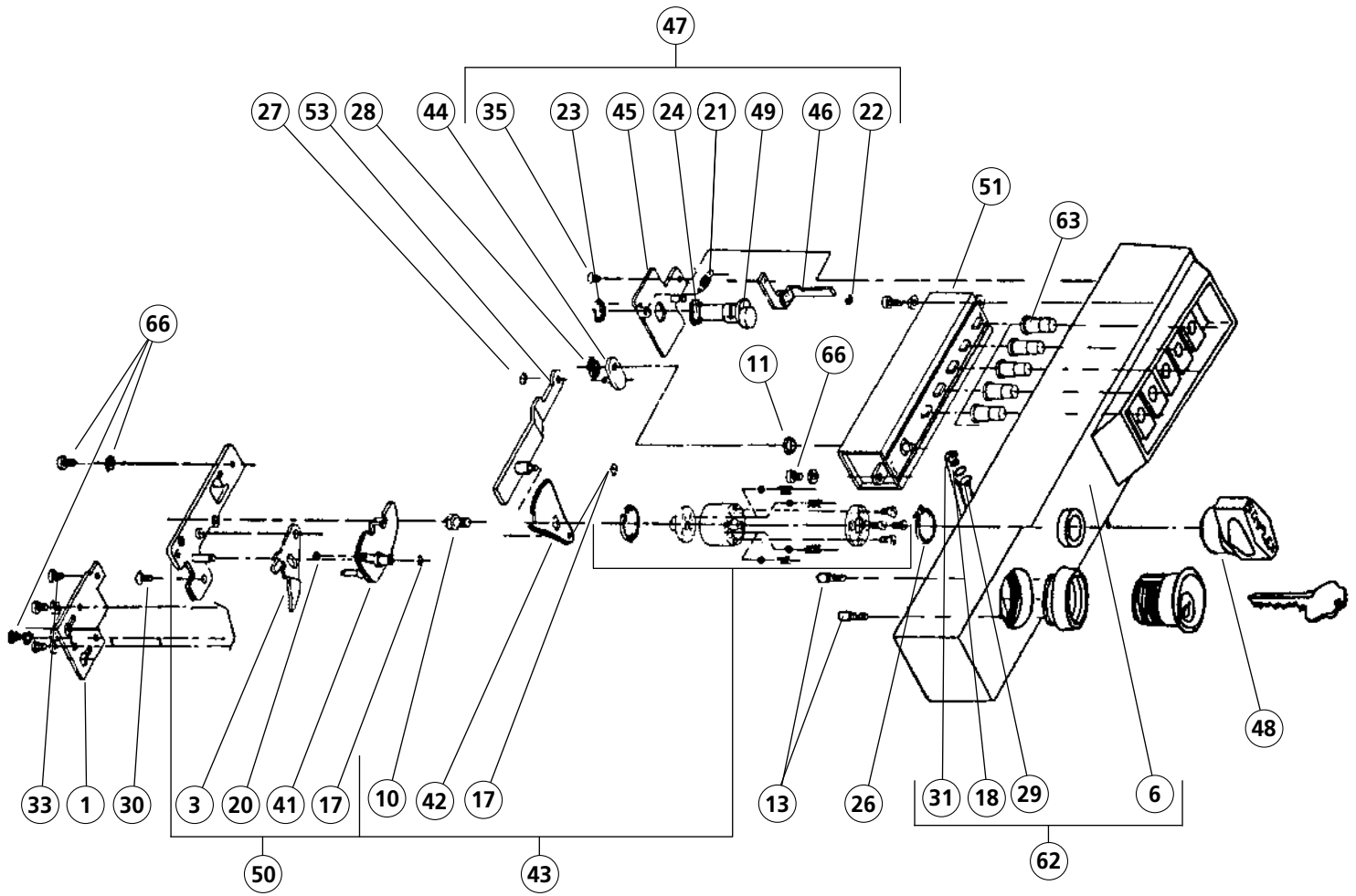
Narrow Stile Locks

3000 Series Exploded View



Narrow Stile Locks





















3000 Series Exploded View



Narrow Stile Locks

3000 Series Replacement Parts





















Exploded View Drawing
on pages 30-31

	<p>Plate Lock 24165-000-01</p>		<p>Bushing (For Combination Chamber Control Shaft) 44207-000-01</p>
	<p>Slide Yoke 24169-000-01</p>		<p>Threaded Rod ¼" (6 mm) UNC-2A x 1" (25 mm) long (For code change) 44208-000-01</p>
	<p>Interposer Drive 24178-000-01</p>		<p>Threaded Self-tapping Screw No. 4-24 SP x ¾" (8 mm) long (For cylinder retention) 44214-000-10</p>
	<p>Cam Cover 24193-26D-01 24193-55-01</p>		<p>Square Shaft ⅝" (16 mm) long (For cam drive) 44225-000-05</p>
	<p>Spacer Yoke 24208-000-01</p>		<p>Threaded Bushing; "D" shaped (For lower drive assembly mounting plate) 44226-12-10 — Black</p>
	<p>Lock Housing without cylinder guard 34047-26D-01 34047-055-01</p>		<p>Bushing; "O" shaped (For lower drive assembly mounting) 44229-19-10 — Black</p>
	<p>Inside Trim Plate 34051-19-01 — Black</p>		<p>Retaining Ring (For slide, stud code lever, and interposer) 54114-000-10</p>
	<p>Special Head Screw No. 5-40 UNC-2A x ⅜" (5 mm) long (For cam drive) 44188-000-10</p>		<p>Washer ¼" (6 mm) Shim (For lock housing, prepped for cylinder guard 74425) 54121-000-10</p>
	<p>Special Head Screw No. 6-32 UNC-2A x ⅛" (3 mm) long (For forward slide) 44191-000-10</p>		<p>Extension Spring (For slide stile plate assembly) 54237-000-10</p>
	<p>Retainer (For Drive Lever) 44205-000-01</p>		<p>Ball Bearing; ⅜" (5 mm) dia. (1 for interposer; 4 for clutch assembly) 54242-000-10</p>

Narrow Stile Locks

3000 Series Replacement Parts

Exploded View Drawing
on pages 30-31

<p>21</p> 	<p>Extension Spring (For code change assembly) 54243-000-10</p>	<p>31</p> 	<p>Round Head Screw No. 5-40 UNC-2A x 1/4" (6 mm) long (For lock housing prepped for cylinder guard) 54257-000-10</p>															
<p>22</p> 	<p>"C" Clip Retainer No. C-12 (For stud code change lever) 54244-000-10</p>	<p>32</p> 	<p>Cam Plug No. 4580 Adams Rite 54258-000-01</p>															
<p>23</p> 	<p>"C" Clip Retainer No. C-40 (For guide bushing code change) 54245-000-10</p>	<p>33</p> 	<p>Pan Head Screw No. 6-32 UNC-2AA x 3/16" (5 mm) long (For cylinder cam stop) 54260-000-10</p>															
<p>24</p> 	<p>Wave Spring Washer (For code change assembly) 54246-000-10</p>	<p>34</p> 	<p>Control Lock Shell (For combination change control lock) 54263-19-01 — Black</p>															
<p>25</p> 	<p>Phillips Head Screw No. 10-24 UNC - 2A x 2 1/8" (54 mm) long (For securing upper lock housing) 54247-000-10</p>	<p>35</p> 	<p>Slotted Flat Head Screw No. 2-56 x 1/4" (6 mm) long (For code change assembly plate) 54265-000-10</p>															
<p>26</p> 	<p>Retaining Ring (For drive knob) 54251-000-10</p>	<p>36</p> 	<p>Phillips Head Machine Screw No. 10-24 x 1 1/2" (38 mm) long (For lower drive assembly mounting) 54275-000-10 — Black</p>															
<p>27</p> 	<p>"E" Clip Retaining Ring (For link lever stud) 54252-000-10</p>	<p>37</p> 	<p>Self-tapping Sheet Metal Screw No. 6 (For securing drive assembly) 54284-000-10</p>															
<p>28</p> 	<p>Grip Ring (For combination chamber control shaft) 54253-000-10</p>	<p>38</p> 	<p>Screwdriver 2 1/2" (64 mm) blade; flat point (For combination code change) 54285-000-01 (Not Shown On Exploded View)</p>															
<p>29</p> 	<p>Ball Bearing; 3/32" (2 mm) dia. (For lock housing prepped for cylinder guard) 54254-000-10</p>	<p>39</p> 	<table border="0"> <thead> <tr> <th>Template (Cardboard)</th> <th>Backset</th> <th>Hand</th> </tr> </thead> <tbody> <tr> <td>64143-000-01</td> <td>1 1/8" (28 mm)</td> <td>R</td> </tr> <tr> <td>64144-000-01</td> <td>1 1/8" (28 mm)</td> <td>L</td> </tr> <tr> <td>64145-000-01</td> <td>3 1/32" (25 mm)</td> <td>R</td> </tr> <tr> <td>64146-000-01</td> <td>3 1/32" (25 mm)</td> <td>L</td> </tr> </tbody> </table>	Template (Cardboard)	Backset	Hand	64143-000-01	1 1/8" (28 mm)	R	64144-000-01	1 1/8" (28 mm)	L	64145-000-01	3 1/32" (25 mm)	R	64146-000-01	3 1/32" (25 mm)	L
Template (Cardboard)	Backset	Hand																
64143-000-01	1 1/8" (28 mm)	R																
64144-000-01	1 1/8" (28 mm)	L																
64145-000-01	3 1/32" (25 mm)	R																
64146-000-01	3 1/32" (25 mm)	L																
<p>30</p> 	<p>Flat Head Screw No. 6-32 UNC-2A x 5/16" (8 mm) long (For clutch plate bearing assembly) 54255-000-10 (Included in 74344)</p>	<p>40</p> 	<table border="0"> <thead> <tr> <th>Slide Assembly</th> <th>Backset</th> <th>Hand</th> </tr> </thead> <tbody> <tr> <td>74331-000-01</td> <td>3 1/32" (25 mm)</td> <td>L</td> </tr> <tr> <td>74332-000-01</td> <td>3 1/32" (25 mm)</td> <td>R</td> </tr> <tr> <td>74333-000-01</td> <td>1 1/8" (28 mm)</td> <td>L</td> </tr> <tr> <td>74334-000-01</td> <td>1 1/8" (28 mm)</td> <td>R</td> </tr> </tbody> </table>	Slide Assembly	Backset	Hand	74331-000-01	3 1/32" (25 mm)	L	74332-000-01	3 1/32" (25 mm)	R	74333-000-01	1 1/8" (28 mm)	L	74334-000-01	1 1/8" (28 mm)	R
Slide Assembly	Backset	Hand																
74331-000-01	3 1/32" (25 mm)	L																
74332-000-01	3 1/32" (25 mm)	R																
74333-000-01	1 1/8" (28 mm)	L																
74334-000-01	1 1/8" (28 mm)	R																

Narrow Stile Locks

3000 Series Replacement Parts

Exploded View Drawing
on pages 30-31




	<p>Interposer Assembly with Bushing (For interposer drive and ball assembly) 74340-000-01</p>		<p>Combination Chamber (M-63) / (M-56) 74366-000-01</p>
	<p>Lever Drive Assembly (For clutch) 74342-000-01</p>		<p>Trim Plate Assembly with (2) DF59 Keys (Includes 34051, 44208, 54261, 54262, 54263, 54264, 201298) 74377-19-01 — Black</p>
	<p>Complete Clutch Assembly Includes 44205, 74342, & 74343 74344-000-01</p>		<p>Link and Stud Assembly (For clutch) 74409-000-01</p>
	<p>Stud Lever Assembly (For combination chamber control shaft) 74345-000-01</p>		<p>Mounting Plate Sub-Assembly (For 1 1/8" (28 mm) backset); RH 74415-19-01 — Black</p>
	<p>Code Plate Stud Assembly 74346-000-01</p>		<p>Complete Mounting Plate Assembly (For 1 1/8" (28 mm) backset); RH Includes 24169, 24208, 44188, 44191, 44225, 54114, 54237, 74334, & 74415 74416-19-01 — Black</p>
	<p>Code Lever Bushing Assembly 74347-000-01</p>		<p>Mounting Plate Sub-Assembly (For 1 1/8" (28 mm) backset); LH 74417-19-01 — Black</p>
	<p>Code Change Assembly Includes 54243, 54244, 54245, 54246, 74346, 74347, & 74353 74348-000-01</p>		<p>Complete Mounting Plate Assembly (For 1 1/8" (28 mm) backset); LH – Includes 24169, 24208, 44188, 44191, 44225, 54114, 54237, 74333, & 74417 74418-19-01 — Black</p>
	<p>Knob Assembly 74349-19-01 — Black</p>		<p>Mounting Plate Sub-Assembly (For 3/32" (25 mm) backset); RH 74419-19-01 — Black</p>
	<p>Guide Bushing Eccentric Assembly (For code change) 74353-000-01</p>		<p>Complete Mounting Plate Assembly (For 3/32" (25 mm) backset); RH Includes 24169, 24208, 44188, 44191, 44225, 54114, 54237, 74332, & 74419 74420-19-01 — Black</p>
	<p>Interposer Drive and Ball Assembly Includes 24178, 54114, 54242, 74340, & 74341 74354-000-01</p>		<p>Mounting Plate Sub-Assembly (For 3/32" (25 mm) backset); LH 74421-19-01 — Black</p>

Narrow Stile Locks

3000 Series Replacement Parts

Exploded View Drawing
on pages 30-31

	<p>Complete Mounting Plate Assembly (For $3\frac{1}{32}$" (25 mm) backset); LH Includes 24169, 24208, 44188, 44191, 44225, 54114, 54237, 74331, & 74421</p> <p>74422-19-01 — Black</p>
	<p>Lock Housing with Cylinder Guard Includes 34047, 44210, 54121, 54254, & 54257</p> <p>74425-26D-01 74425-55-01</p>
	<p>Pushbuttons</p> <p>200024-106-10 — Black 200024-109-10 — Silver</p>
	<p>Spring Nut (For combination change control lock)</p> <p>200079-000-05 — Black</p>

	<p>DF-59 Keys (For combination change control lock)</p> <p>201298-000-02</p>
	<p>Sems Screw Phillips 6 - $32 \times \frac{5}{16}$" (8 mm) R.H.M.S. (For combination chamber)</p> <p>201954-000-10 (New Part Number) 54199 & 54200 (Old Part Numbers)</p>
	<p>UNI-LUB Includes one 4-oz. (113 g) squeeze bottle of moisture-repellant anti-freeze lubricant, and one 4-oz. (113 g) squeeze bottle of light-consistency grease. Temperature range: -40° to 140°</p> <p>841-00-21 (Not shown in drawing)</p>